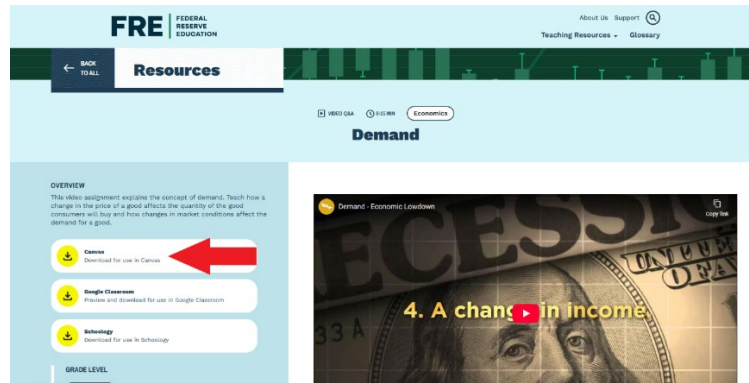


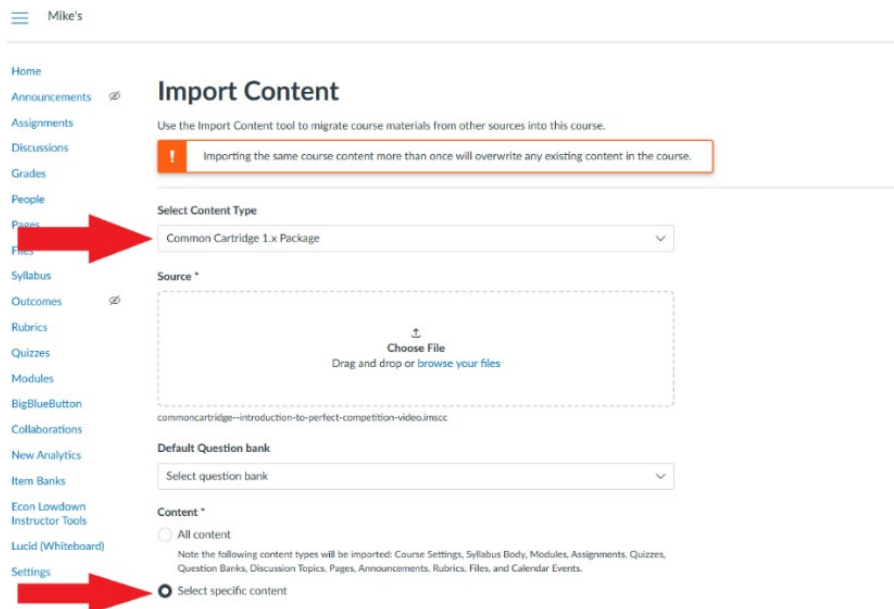
CANVAS COMMON CARTRIDGE

Adding Federal Reserve Education resources is as easy as 1, 2, 3!

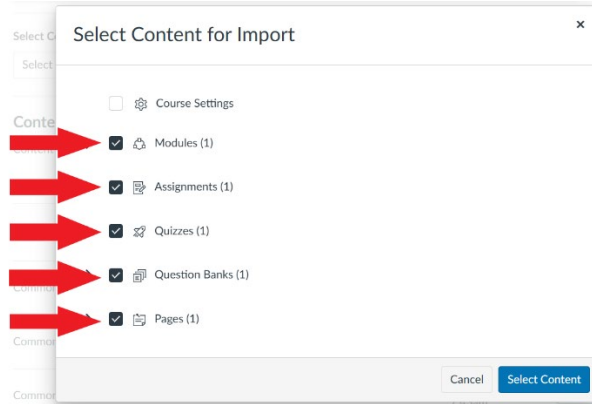
1. Download the common cartridge file to your computer from the resource page.



2. In your Canvas source, import existing content by selecting “Common Cartridge 1.x package,” choose the file you just downloaded and make sure the button “select specific content” is highlighted before clicking on the blue “Add to Import Queue.”



After the file uploads, hit the blue “Select content” button and make sure all the boxes are checked EXCEPT Course Settings.



3. Your common cartridge file imports as a new module. If you'd like you can customize by pages and quizzes to other areas of your course. You may also add, remove or modify any assessment questions, instructions or settings based on your students' needs.

